

# Anti-IL-6 hlgG1 Reference Antibody (Clazabio)

## Product Information

<b>Product Name</b>	Anti-IL-6 hlgG1 Reference Antibody (Clazabio)
<b>Storage temp.</b>	Store at 2-8°C short term (1-2 weeks).Store at $\leq -20^{\circ}\text{C}$ long term. Avoid repeated freeze-thaw.
<b>Catalog# / Size</b>	<b>GM-88119MAB-1mg / 1 mg</b> <b>GM-88119MAB-5mg / 5 mg</b> <b>GM-88119MAB-25mg / 5 mg * 5 vials</b> <b>GM-88119MAB-50mg / 50 mg</b> <b>GM-88119MAB-100mg / 50 mg * 2 vials</b>

## Antibody Information

<b>Expression System</b>	CHO
<b>Aggregation</b>	< 5% as determined by SEC-HPLC
<b>Purity</b>	> 95% as determined by SDS-PAGE
<b>Endotoxin</b>	< 1 EU/mg, determined by LAL gel clotting assay
<b>Sterility</b>	0.2 $\mu\text{m}$ Filtered
<b>Target</b>	IL-6
<b>Clone</b>	Clazakizumab
<b>Alternative Names</b>	BSF-2, BSF2, CDF, HGF, HSF, IFN-beta-2, IFNB2, IL6
<b>Source/Isotype</b>	Human IgG1 (N297A, REEM), Kappa
<b>Application</b>	Block assay
<b>Description</b>	Interleukin-6(IL-6) is a classic Proinflammatory cytokine. The gene for IL-6 is located on chromosome 7 and encodes a precursor protein that is spliced and glycosylated to produce secreted IL-6. IL-6 binds to membrane-bound IL-6R (mbIL-6R) , recruits GP130, and activates pathways such as Jak/STAT3, MAPK, PI3K/AKT. Abnormal IL-6 signaling is closely related to the pathological process of a variety of diseases, including autoimmune diseases, infectious inflammation, metabolic syndrome, and the tumor-associated inflammatory microenvironment, which may contribute to the pathogenesis of inflammatory diseases, is a key drug target for multiple targeted therapies, such as IL-6/IL-6R inhibitors. Clazakizumab (also written CLZ-05clz) is a humanized monoclonal antibody that targets IL6(IL-6) and inhibits il-6il-6r signaling by neutralizing IL-6. It belongs to a different target selection of the same inflammatory pathway intervention strategy with some drugs targeting IL-6R, such as tocilizumab, with

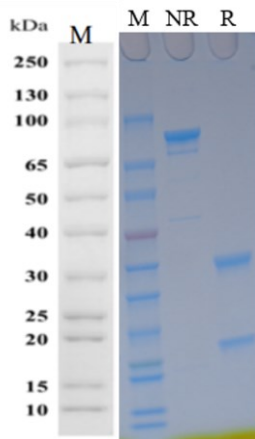
potential application scenarios and unique pharmacokinetics safety profiles.

#### Formulation

phosphate-buffered solution, pH 7.2-7.4.

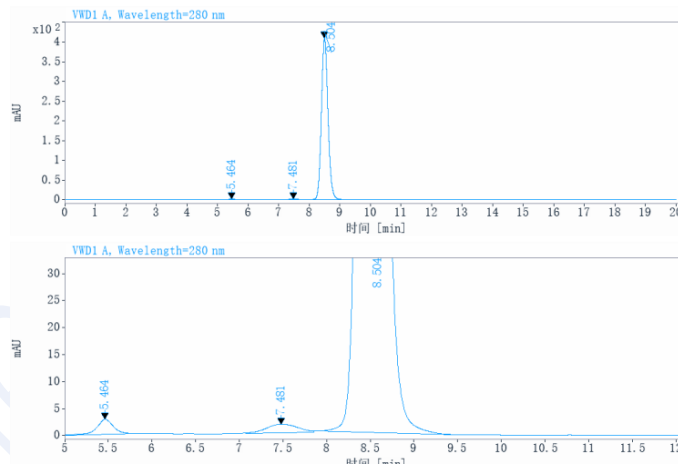
### Data Examples

#### SDS-PAGE



On SDS-PAGE under reducing (R)/non-reducing(N-R) condition. The gel was stained overnight with Coomassie Blue. The purity of the protein is greater than 95%.

#### SEC-HPLC



The purity of this product is more than 95% verified by SEC-HPLC

Block assay

Anti-IL-6 hIgG1 Reference Antibody (Clazabio) (Catalog # GM-88119MAB)  
 inhibits H\_IL-6 Reporter 293 Cell Line (Catalog # GM-C01951) Luminescence  
 induced by Recombinant Human IL-6. IC50 for this effect is 0.01158  $\mu\text{g/mL}$ .

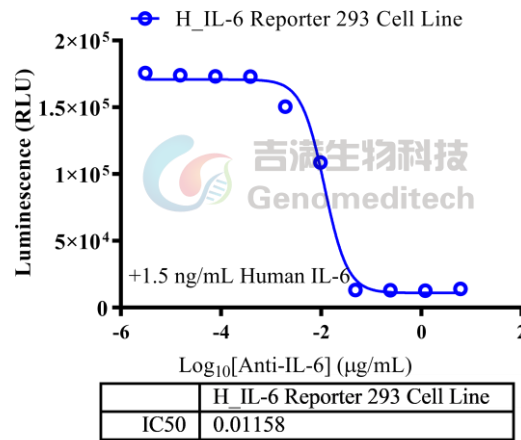


Fig. assay